

Rich Kid Smart Kid Games
Game Three: Ima’s Dream
Topic: Pay Yourself First
Grade Level: K-2

Interactive Internet Game Activity

Toki is teaching Ima the idea of “pay yourself first.” In a lively dialogue, Toki explains to Ima about setting aside money for savings, investing, and giving. Students will complete activities that reinforce basic skills and engage them in counting.

Learning Objectives

- Practice basic skills
- Understand the concept of “pay yourself first”
- Demonstrate the value of charitable giving

Assessments

Students will: (1) graph quantities to help understand the concept of “pay yourself first,” (2) reinforce basic skills through the playing of bingo, (3) discuss the concept of charitable giving.

Classroom Activities

1. Ima’s Dream – Read to the class the script between Ima and Toki. This script will introduce the concept of “pay yourself first” and charitable giving.
2. Pay Yourself First Bingo - Students will reinforce basic skills by playing the game of bingo. As the teacher, you can choose the skill(s) and/or concepts that you are currently teaching to complete your bingo cards. The examples cited will give you a good start.
3. Points of Interest – Start this activity by reinforcing the idea of savings, which is one way to pay yourself first. Work through the example, showing students that they will complete the graph by counting the eggs in the baskets and coloring or shading the same number of blocks on the on the graph.

Class Discussion Questions

1. What are some ways you save money?
2. Name a charity.
Do you know anyone who works for that charity?
What is the purpose of the charity?
3. Have you ever paid yourself first? When?
4. What is investing?

Overview

Ima's Dream

Toki Ima, what would you do if you were rich?

Ima My dream is to be able to give lots of money to charity.

Toki That's a great dream Ima.

Ima Yeah, but how am I going to do it if I'm not rich?

Toki The strange thing is you may have a better chance of getting rich if you start giving to charity now.

Ima I don't understand, Toki. How does that work?

Toki Well, if we are to have money for important things, we first need to learn a simple habit.

Ima What habit is that, Toki?

Toki The habit is called pay yourself first.

Ima How does that work?

Toki It works just like it sounds. Each time you receive money, the **first** thing you must do is set some of it aside, like in a piggy bank.

Ima So, if I learn the habit of paying myself first for savings, I can use that same habit for charity?

Toki And for investing.





Ima And that's how I can become rich and make my dream come true!

Toki I think you've got it Ima.

Ima Thanks, Toki.

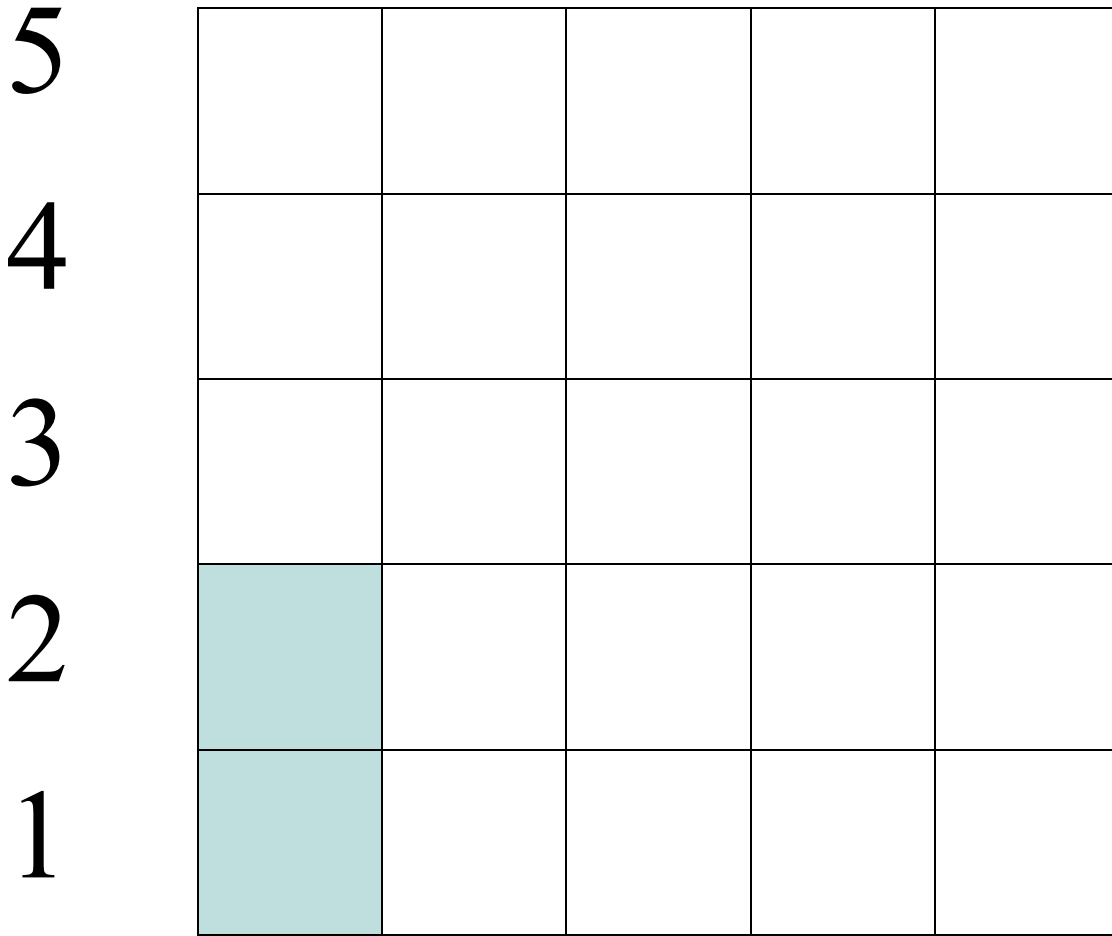
Pay Yourself First Bingo

- Get four in a row, shout “Pay Yourself First”.
- First team to three golden eggs Wins!



Points of Interest

Toki, Jesse, Reno, Ima, and Ernesto have all been practicing the habit of **Pay Yourself First**. Count and graph the number of golden eggs they each have saved.





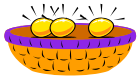
Ernesto

Ima

Jesse

Reno

Toki



Pay Yourself First Bingo

Instructions

- Teacher puts a list of at least 16 items (numbers, letters, sight words) on the board.
- Students copy list randomly on their game grid.
- Teacher splits class into two teams.
- Teacher gives clues, students cover their answer on the game grid with teacher supplied chips or jelly beans.
- First student to get 4 in a row and shout out “Pay Yourself First”, and has covered the correct answers, earns an egg or point for their team.
- First team to 3 eggs or points wins.

Examples

List of numbers from 1 to 20 and use addition flash cards for the clues.

List of alphabet in upper case and use lower case for clues.

List of alphabet and use letter sounds as clues.

Points of Interest

Answer Key
